

## Features

- Universal input 100-240VAC
- Approved to UKCA, CE, cULus, RCM (C-Tick) RoHS & REACH
- EN/IEC 62368-1 Safety Approved
- Meets Efficiency Level VI
- FCC Class B Certified
- Single Output 5-24V DC
- OVP, OCP, OTP & Short Circuit



Ideal Power's 25HK-AW-xAz-CP 15W AC/DC External Interchangeable Power Supply (PSU) Series are certified to UKCA, CE, cULus, TUV, RCM (C-Tick), RoHS, REACH & UL/IEC/EN 62368-1 Standards and comply with Efficiency Regulations. These are primarily used in ITE, Audio & Video Industries and customised solutions are available upon request.

### Models

Model Number	Output Voltage	Output Current	Output Power
25HK-AW-050A250-CP	5V DC	2.5A	12.5W
25HK-AW-090A167-CP	9V DC	1.67A	15W
25HK-AW-120A125-CP	12V DC	1.25A	15W
25HK-AW-150A100-CP	15V DC	1A	15W
25HK-AW-240A063-CP	24V DC	0.63A	15W

### Input Data

	Min	Typical	Max	Units	Notes
Input Voltage	90	--	264	V AC	100-240VAC +/- 10%
Input Frequency	47	---	63	Hz	50-60Hz +/- 5%
Input Current	--	0.4	-	A	
Inrush Current	0	--	50	A	At cold start, 100 / 240V AC
Leakage Current	--	--	0.25	mA	

### Output Data

	Min	Typical	Max	Units	Notes
Output Voltage	--	5	--	%	
Ripple & Noise	--	--	200	mV	
Over Current Protection	Overload conditions shall decrease the output voltage.				
Short Circuit Protection	Auto Recovery				
Over Voltage Protection	Will recover if fault condition is removed				

**Environmental Data**

	Min	Typical	Max	Units	Notes
Operating Temperature	0		40	°C	
Storage Temperature	-20		+70	°C	
Operating Humidity	10		95	%	Operating 10% to 90%
Storage Humidity	10		95	%	Storage 5% to 95%

**Other Information**

	Min	Typical	Max	Units	Notes
Isolation	--	--	--		AC 3KV, 2 second, 4mA, Max primary to secondary/case.
MTBF	--	50,000	--	hrs	
Weight					200 +/-10g
Dimensions					Refer to mechanical drawings

**EMC Emissions (2014/30/EU)**

	Standard	Test Level	Criteria	Notes
Conducted	EN 55032	Pass	B	EMC Directive 2014/30/EU
Radiated	EN 55032	Pass	B	
Harmonic Standard	EN 61000-3-2		Class D	
Voltage fluctuation	EN 6100-3-3	Pass		Voltage fluctuations & Flicker

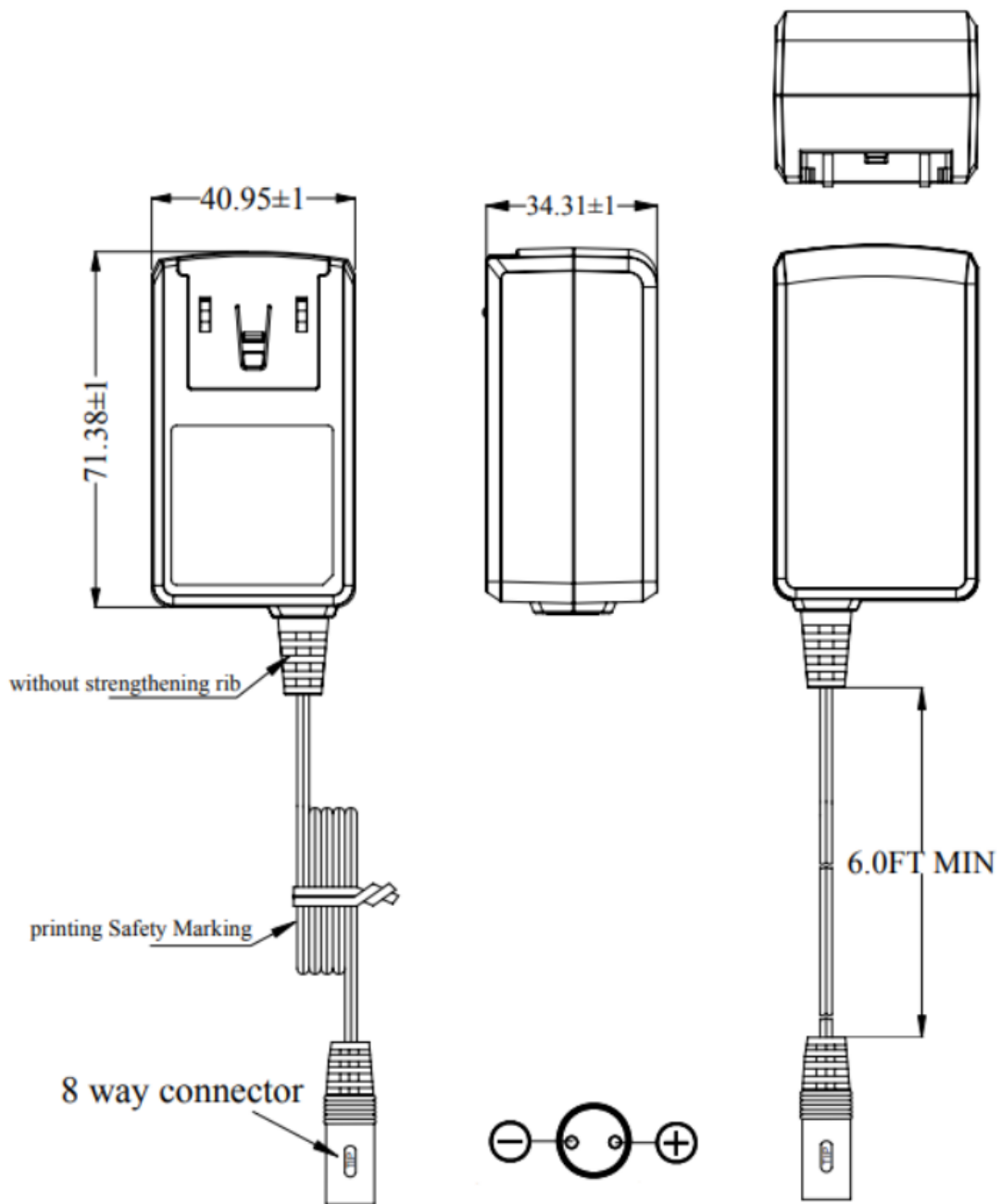
**EMC Immunity (2014/30/EU)**

	Standard	Test Level	Criteria	Notes
ESD	IEC 61000-4-2	Pass		Contact: +/- 4KV; Air: +/- 8KV
RS	IEC 61000-4-3			Frequency: 80-1000MHz. Field Strength: 3V/M ' 80% AM (1KHz)
EFT	IEC 61000-4-4			0.5/1.0KV on input AC power ports
Surge	IEC 61000-4-5			Line to Line: +/- 1KV (peak); Line to F.G: +/- 2KV (peak)
Conducted	IEC 61000-4-6			CS: 0.15~ 80MHz, 3V <sub>rm</sub> , 80% AM, 1kHz
PFMF	IEC 61000-4-8			50 Hz or 60Hz, 1A/m
Dips and Interruptions	IEC 61000-4-11			V/D: >95% reduction for 0.5 period VI:>95% reduction for 250 period.

**Safety Approvals**

	Safety Standards
Approvals	FCC PART 15 Class B AS/NZS CISPR 32: 2015 EN 55032: 2015, Class B CISPR 32: 2012 (Ed 2.0) EN 61000-3-2: 2014 EN 61000-3-3: 2013 IEC 61000-4-2: 2008 IEC 61000-4-3: 2006 +A1: 2007 +A2: 2010 IEC 61000-4-4: 2012 IEC 61000-4-5: 2014 IEC 61000-4-6: 2013 IEC 61000-4-8: 2009 IEC 61000-4-11: 2004 +A1: 2017
Certifications	UKCA, CE, TUV-GS, cULus, RCM (C-Tick), FCC, RoHS

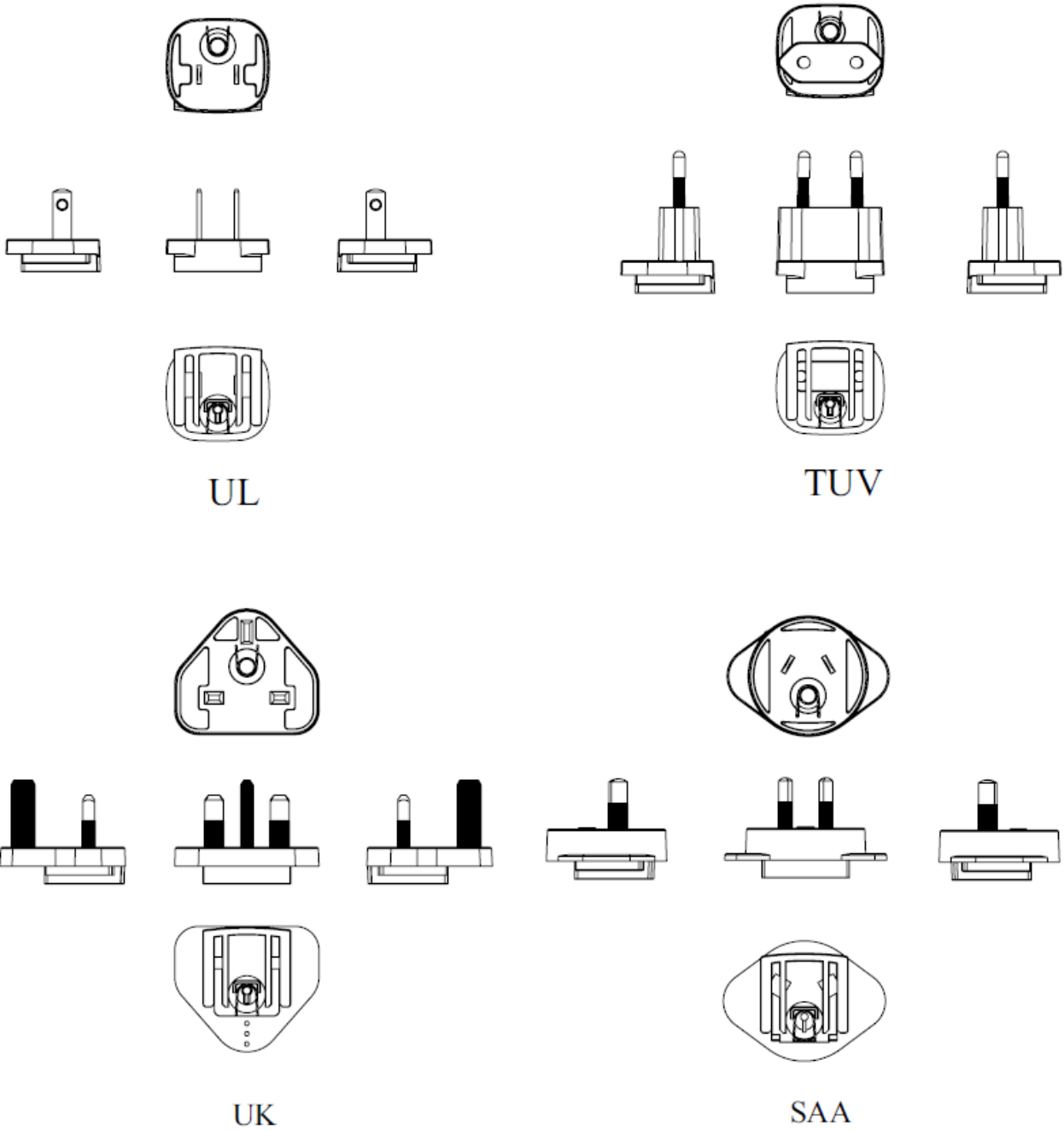
Mechanical Drawing



AC - DC

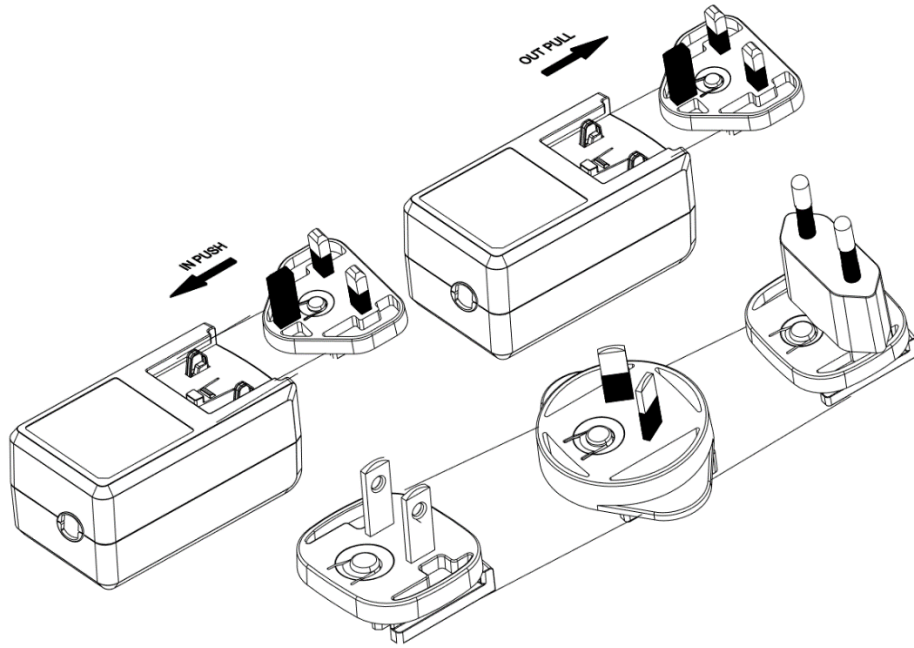
Plug Drawing

UNIT: mm



AC - DC

Mechanical Drawing (Continued)



Mechanical Drawing (Continued)

